

Result lists

TIMING, RESULTS SERVICE &  
DISTANCE MEASUREMENT BY



200m Men

Start Time: 20:33

Wind: -2.9 m/s

Rank	Name	Nat	Date of Birth	Lane	Reaction time	Result
1	<b>KNIGHTON Erriyon</b>	USA	29 JAN 2004	7	0.152	<b>20.07</b>
2	<b>OGANDO Alexander</b>	DOM	3 MAY 2000	4	0.152	<b>20.18</b>
3	<b>BROWN Aaron</b>	CAN	27 MAY 1992	8	0.129	<b>20.22</b>
4	<b>RICHARDS Jereem</b>	TTO	13 JAN 1994	6	0.152	<b>20.27</b>
5	<b>MENA Reynier</b>	CUB	21 NOV 1996	5	0.129	<b>20.38</b>
6	<b>FAHNBULLEH Joseph</b>	LBR	11 SEP 2001	3	0.148	<b>20.60</b>
7	<b>VANDERBEMDEN Robin</b>	BEL	10 FEB 1994	2	0.159	<b>21.02</b>
8	<b>DESALU Eseosa Fostine</b>	ITA	19 FEB 1994	1	0.138	<b>21.09</b>

400m Men

Start Time: 19:52

Rank	Name	Nat	Date of Birth	Lane	Reaction time	Result
1	<b>BORLÉE Kévin</b>	BEL	22 FEB 1988	5	0.171	<b>45.72</b>
2	<b>O'DONNELL Christopher</b>	IRL	17 MAY 1998	2	0.164	<b>45.78</b>
3	<b>DOOM Alexander</b>	BEL	25 APR 1997	6	0.164	YC <b>45.82</b> TR 5.11
4	<b>BORLÉE Jonathan</b>	BEL	22 FEB 1988	3	0.194	<b>45.90</b> SB
5	<b>BORLÉE Dylan</b>	BEL	20 SEP 1992	7	0.140	<b>46.07</b>
6	<b>DOBBER Jochem</b>	NED	8 JUL 1997	1	0.160	<b>46.46</b>
7	<b>SACCOOR Jonathan</b>	BEL	1 SEP 1999	4	0.153	<b>46.60</b>
8	<b>JORDIER Thomas</b>	FRA	12 AUG 1994	8	0.163	<b>47.55</b>



Result lists

800m Men

Start Time: 21:52

Rank	Name	Nat	Date of Birth	Lane	Result
1	WIGHTMAN Jake	GBR	11 JUL 1994	5	1:43.65 <b>PB</b>
2	SEDJATI Djamel	ALG	3 MAY 1999	1	1:44.12 (.113)
3	KORIR Emmanuel Kipkurui	KEN	15 JUN 1995	6	1:44.12 (.116)
4	CRESTAN Eliott	BEL	22 FEB 1999	4-1	1:44.24 <b>PB</b>
5	AROP Marco	CAN	20 SEP 1998	7	1:44.48
6	KISASY Wyclife Kinyamal	KEN	2 JUL 1997	2-2	1:44.49
7	GARCÍA Mariano	ESP	25 SEP 1997	4-2	1:44.86
8	ROTICH Ferguson Cheruiyot	KEN	30 NOV 1989	3-1	1:45.16 <b>SB</b>
9	KIPRUTO Collins (PM)	KEN	12 APR 1994	8-1	1:45.61
10	TUAL Gabriel	FRA	9 APR 1998	3-2	1:45.64
11	ROBERT Benjamin	FRA	4 JAN 1998	2-1	1:47.94
	BENMAHDI Khaled (PM)	ALG	22 OCT 1988	8-2	DNF

Intermediate times: 400m 49.66 BENMAHDI Khaled (ALG)

5000m Men

Start Time: 21:15

Rank	Name	Nat	Date of Birth	Order	Result
1	KROP Jacob	KEN	4 JUN 2001	15	12:45.71 <b>WL PB</b>
2	FISHER Grant	USA	22 APR 1997	8	12:46.96 <b>AR PB</b>
3	KIPKORIR Nicholas	KEN	29 SEP 1998	13	12:50.97
4	LOBALU Dornic Lokinyomo	SSD	16 AUG 1998	5	12:52.15 <b>NR PB</b>
5	EBENYO Daniel Simiu	KEN	18 SEP 1995	7	12:54.90 <b>PB</b>
6	McSWEYN Stewart	AUS	1 JUN 1995	14	12:56.50 <b>PB</b>
7	CHELIMO Oscar	UGA	12 DEC 2001	16	13:00.42 <b>PB</b>
8	ALMGREN Andreas	SWE	12 JUN 1995	12	13:01.70 <b>NR PB</b>
9	GRIJALVA Luis	GUA	10 APR 1999	2	13:02.94 <b>NR PB</b>
10	KEMBOI Cornelius	KEN	29 FEB 2000	3	13:03.49 <b>PB</b>
11	NDIKUMWENAYO Thierry	BDI	26 MAR 1997	4	13:10.71
12	KINCAID William	USA	21 SEP 1992	6	13:13.90
13	KLECKER Joe	USA	16 NOV 1996	10	13:15.17
14	MBURU Stanley Waithaka	KEN	9 APR 2000	11	13:24.43
15	HENDRIX Robin	BEL	14 JAN 1995	1	13:32.68
	AKBACHE Mounir (PM)	FRA	14 MAR 1986	18	DNF
	KEJELCHA Yomif	ETH	1 AUG 1997	9	DNF
	KIPROP Emmanuel (PM)	KEN	21 AUG 1999	17	DNF
	KONES Wilberforce C. (PM)	KEN	19 SEP 1993	19	DNF

Result lists

(cont.)

Intermediate times::	1000m	2:33.68	AKBACHE Mounir (FRA)
	2000m	5:07.15	KONES Wilberforce C. (KEN)
	3000m	7:41.74	KEJELCHA Yomif (ETH)
	4000m	10:15.42	KROP Jacob (KEN)

400m Hurdles Men

Start Time: 20:04

Rank	Name	Nat	Date of Birth	Lane	Reaction time	Result
1	dos SANTOS Alison	BRA	3 JUN 2000	6	0.210	47.54
2	ROSSER Khallifah	USA	13 JUL 1995	4	0.232	47.88
4	HAPPIO Wilfried	FRA	22 SEP 1998	5	0.170	48.61
5	WATRIN Julien	BEL	27 JUN 1992	7	0.224	48.66 <span>NR</span> <span>PB</span>
6	PREIS Constantin	GER	16 MAY 1998	8	0.253	48.83 (.823) <span>SB</span>
7	COPELLO Yasmani	TUR	15 APR 1987	3	0.190	48.83 (.824)
8	NEZIR Ismail	TUR	22 JAN 2003	1	0.170	49.92
	ALLEN CJ	USA	14 FEB 1995	2	0.178	DQ <span>TR 22.6.1</span>

1 Hour Men

Start Time: 18:25

Rank	Name	Nat	Date of Birth	Order	Result
1	SAWE Sabastian Kimaru	KEN	16 MAR 1995	7	21.250 <span>NR</span>
2	KANDIE Kibiwott	KEN	20 JUN 1996	8	20.940
3	TONUI Albert Kipkorir	KEN	5 NOV 2000	3	20.171
4	KIPCHUMBA Emmanuel	KEN		1	19.996
5	VOJTA Andreas	AUT	9 JUN 1989	2	19.635
6	KAMAU Michael	KEN		5	19.316
	AMLOSOM Nguse	ERI	10 NOV 1986	4	DNF
	BELET Joshua	(PM) KEN	10 FEB 1998	9	DNF
	KIBET Levy	(PM) KEN	15 OCT 2003	10	DNF
	ROBINSON Brett	AUS	8 MAY 1991	6	DNF

Intermediate times::	2000m	5:34.00	KIBET Levy (KEN)
	4000m	11:08.00	KIBET Levy (KEN)
	6000m	16:43.00	KIBET Levy (KEN)
	8000m	22:18.00	KIBET Levy (KEN)
	10000m	27:55.00	KIBET Levy (KEN)
	12000m	33:30.00	SAWE Sabastian Kimaru (KEN)
	14000m	39:02.00	SAWE Sabastian Kimaru (KEN)
	16000m	44:41.00	SAWE Sabastian Kimaru (KEN)
	18000m	50:26.00	SAWE Sabastian Kimaru (KEN)
	20000m	56:20.00	SAWE Sabastian Kimaru (KEN)

Result lists

Pole Vault Men

Start Time: 19:15

Rank	Name	Nat	Date of Birth	Order	Result
1	<b>OBIENA Ernest John</b>	PHI	17 NOV 1995	6	<b>5.91</b>
2	<b>DUPLANTIS Armand</b>	SWE	10 NOV 1999	10	<b>5.81</b>
3	<b>NILSEN Christopher</b>	USA	13 JAN 1998	9	<b>5.71</b>
4	<b>KOPPELAAR Rutger</b>	NED	1 MAY 1993	2	<b>5.71</b>
5	<b>BRAZ Thiago</b>	BRA	16 DEC 1993	7	<b>5.71</b>
6	<b>LAVILLENIE Renaud</b>	FRA	18 SEP 1986	8	<b>5.61</b>
7	<b>ZERNIKEL Oleg</b>	GER	16 APR 1995	1	<b>5.61</b>
8	<b>GUTTORMSEN Sondre</b>	NOR	1 JUN 1999	3	<b>5.41</b>
	<b>BROEDERS Ben</b>	BEL	21 JUN 1995	5	<b>NM</b>
	<b>LILLEFOSSE Pål Haugen</b>	NOR	4 JUN 2001	4	<b>NM</b>

		5.41	5.61	5.71	5.81	5.86	5.91	5.96
1	OBIENA EJ	-	o	-	xo	-	xxo	r
2	DUPLANTIS A	-	xo	-	o	-	xxx	
3	NILSEN C	o	o	o	xxx			
4	KOPPELAAR R	o	xxo	o	xxx			
5	BRAZ T	-	xxo	xxo	xxx			
6	LAVILLENIE R	-	o	-	xxx			
7	ZERNIKEL O	o	xxo	xxx				
8	GUTTORMSEN S	xo	xxx					
	BROEDERS B	xxx						
	LILLEFOSSE PH	xxx						

Triple Jump Men

Start Time: 19:22

Rank	Name	Nat	Date of Birth	Order	Result
1	<b>MARTÍNEZ Lázaro</b>	CUB	3 NOV 1997	4	<b>17.49</b>
2	<b>ZANGO Hugues Fabrice</b>	BUR	25 JUN 1993	1	<b>17.40</b>
3	<b>dos SANTOS Almir</b>	BRA	4 SEP 1993	7	<b>16.81</b>
4	<b>TAYLOR Christian</b>	USA	18 JUN 1990	5	<b>16.72</b>
5	<b>SCOTT Donald</b>	USA	23 FEB 1992	2	<b>16.56</b>
6	<b>PONTVIANNE Jean-Marc</b>	FRA	6 AUG 1994	6	<b>16.51</b>
7	<b>ZHU Yaming</b>	CHN	4 MAY 1994	3	<b>16.39</b>
8	<b>BOCCHI Tobia</b>	ITA	7 APR 1997	8	<b>16.30</b>

		1	2	3	4	5	6
1	MARTÍNEZ L	x (0.0)	17.49 (+0.1)	r			
2	ZANGO HF	16.84 (+0.2)	x (+0.1)	16.91 (+0.5)	17.16 (+0.3)	17.22 (+0.4)	17.40 (-0.1)
3	dos SANTOS A	16.43 (-0.1)	x (+0.3)	16.81 (+0.5)	-	x (+0.3)	x (+0.2)
4	TAYLOR C	x (+0.3)	16.27 (+0.2)	16.46 (+0.2)	16.06 (+0.1)	16.72 (-0.1)	
5	SCOTT D	16.17 (-0.1)	x (0.0)	16.56 (+0.2)	x (+0.1)	16.48 (+0.3)	
6	PONTVIANNE JM	x (+0.2)	16.51 (+0.1)	x (+0.6)	x (+0.5)	16.00 (+0.2)	
7	ZHU Y	x (0.0)	15.92 (+0.1)	16.38 (0.0)	16.39 (-0.1)	x (-0.2)	
8	BOCCHI T	15.68 (+0.2)	15.89 (+0.5)	x (-0.1)	16.30 (+0.1)	x (+0.3)	



Result lists

Shot Put Men

Start Time: 18:00

Rank	Name	Nat	Date of Birth	Order	Result
1	KOVACS Joe	USA	28 JUN 1989	1	22.61 <span style="border: 1px solid black; padding: 0 2px;">MR</span>
2	WALSH Tom	NZL	1 MAR 1992	2	21.60
3	GILL Jacko	NZL	20 DEC 1994	5	21.32
4	MIHALJEVIC Filip	CRO	31 JUL 1994	3	21.13
5	PONZIO Nick	ITA	4 JAN 1995	7	21.06
6	PIPERI Adrian	USA	20 JAN 1999	8	20.88
7	SINANCEVIC Armin	SRB	14 AUG 1996	6	20.84
8	AWOTUNDE Josh	USA	12 JUN 1995	4	20.69

		1	2	3	4	5	6
1	KOVACS J	21.32	22.61	x	x	x	22.48
2	WALSH T	21.60	x	x	20.85	x	x
3	GILL J	19.66	21.02	20.90	21.22	21.32	21.22
4	MIHALJEVIC F	21.13	20.54	20.94	20.89	x	
5	PONZIO N	20.47	x	20.80	21.06	20.82	
6	PIPERI A	20.24	20.31	20.27	20.88	20.73	
7	SINANCEVIC A	19.96	20.33	20.53	20.09	20.84	
8	AWOTUNDE J	20.53	x	x	20.69	x	

100m Boys

Youth Memorial

Start Time: 17:27

Wind: +0.6 m/s

Rank	Name	Nat	Date of Birth	Lane	Reaction time	Result
1	BERGS Dieter	BEL	2004	5	0.158	10.76
2	MOTIEZ Cédric	BEL	2004	4	0.178	10.99
3	RASE Nemo	BEL	2005	6	0.153	11.06
4	TORCK Jarno	BEL	2005	8	0.159	11.17
5	van WOENSEL Iyen	BEL	2005	1	0.119	11.21
6	LECHANTRE Maric	BEL	2005	3	0.169	11.25
7	LO BIANCO Joshua	BEL	2005	2	0.164	11.43
8	ATSAKENA NKONO Edgard	BEL	2005	7	0.166	11.62



Result lists

1000m Boys

Youth Memorial

Start Time: 17:40

Rank	Name	Nat	Date of Birth	Order	Result
1	JEUKENNE Simon	BEL	2004	13	2:30.22
2	KINDT Jerome	BEL	2005	12	2:31.26
3	DRIAPKO Stanislav	BEL	2005	11	2:31.72
4	ENGELEN Arthur	BEL	2004	8	2:33.17
5	LELION Achille	BEL	2005	7	2:33.61
6	VERSCHOOTEN Axl	BEL	2005	3	2:33.98
7	AOURAGH Reda	BEL	2005	15	2:34.59
8	DELCOUR Wonne	BEL	2005	10	2:34.81
9	JORDENS Brice	BEL	2005	2	2:35.60
10	FADDA Alexis	BEL	2005	4	2:36.19
11	VANCANNEYT Gust	BEL	2005	6	2:36.63
12	COETSIER Noah	BEL	2004	14	2:37.23
13	MESMAEKERS Lander	BEL	2005	1	2:39.71
14	de BRUYCKER Lowie	BEL	2005	5	2:40.69
15	COURTOIS Martin	BEL	2005	9	2:45.28

Intermediate times::

400m 1:02.39  
800m 2:01.29

DRIAPKO Stanislav (BEL)  
DRIAPKO Stanislav (BEL)



Result lists

**4x100m Relay Boys**

Youth Memorial

Start Time: 17:58

Rank	Nat	Nation	Lane	Reaction time	Result
1	BEL	AC Herentals	5	0.141	43.43
2	BEL	Regio Oost Brabant Atletiek	7	0.193	43.55
3	BEL	AV Lokeren	2	0.154	44.50
4	BEL	Cercle Sportif La Forestoise	3	0.177	44.69
5	BEL	Jeunesse et Sports Mouscron	1	0.245	44.80
6	BEL	Racing Club de Bruxelles	8	0.148	45.34
7	BEL	Dour Sport	6	0.156	45.37
	BEL	Cercle d'Athlétisme Brabant Wallon	4	0.182	DNF

**High Jump Boys**

Youth Memorial

Start Time: 18:00

Rank	Name	Nat	Date of Birth	Order	Result
1	KEÏTA Dai	BEL	2005	6	1.95
2	COMTÉ Alexandre	BEL	2005	2	1.90
2	DELAERE Tibe	BEL	2005	3	1.90
2	GOOSSENS Lucca	BEL	2005	4	1.90
5	BOUDART Adrien	BEL	2005	1	1.85
5	LAMBRECHTS Flor	BEL	2005	5	1.85

		1.70	1.75	1.80	1.85	1.90	1.95	2.00
1	KEÏTA D	-	-	-	o	o	xxx	xxr
2	COMTÉ A	-	o	o	o	o	xxx	
2	DELAERE T	-	-	o	o	o	xr	
2	GOOSSENS L	-	o	o	o	o	xxx	
5	BOUDART A	-	-	o	xxo	xxx		
5	LAMBRECHTS F	-	o	o	xxo	xxr		

**200m Wheelchair Men**

Start Time: 19:39

Wind: -0.4 m/s

Rank	Name	Nat	Date of Birth	Lane	Result
1	PIISPANEN Toni	FIN	24 JUL 1976	6	36.91
2	HABSCH Roger	BEL	1950	7	36.97
3	GENYN Peter	BEL	24 DEC 1976	8	37.07
4	MESTRE Helder	POR	4 JAN 1967	5	43.12

## Result lists

### 100m Women




Start Time: 20:45

Wind: +0.6 m/s

Rank	Name	Nat	Date of Birth	Lane	Reaction time	Result
1	JACKSON Shericka	JAM	16 JUL 1994	3	0.148	10.73
2	FRASER-PRYCE Shelly-Ann	JAM	27 DEC 1986	5	0.136	10.74
3	TA LOU Marie-Josée	CIV	18 NOV 1988	6	0.181	10.78
4	HOBBS Aleia	USA	24 FEB 1996	4	0.164	10.91
5	RICHARDSON Sha'Carri	USA	25 MAR 2000	7	0.153	10.93
6	CLARK Tamara	USA	9 JAN 1999	2	0.142	11.03
7	SEYNI Aminatou	NIG	24 OCT 1996	1	0.196	11.15
8	NKANSA Delphine	BEL	21 SEP 2001	8	0.135	11.29

### 400m Women



Start Time: 20:54

Rank	Name	Nat	Date of Birth	Lane	Reaction time	Result
1	COFIL Fiordaliza	DOM	27 OCT 2000	2	0.160	49.80 
2	WILLIAMS Sada	BAR	1 DEC 1997	4	0.169	50.15
3	BOLINGO Cynthia	BEL	12 JAN 1993	5	0.172	50.19 
4	MORAA Mary	KEN	15 JUN 2000	3	0.168	50.67 
5	McLEOD Candice	JAM	15 NOV 1996	8	0.214	50.76
6	KLAVER Lieke	NED	20 AUG 1998	7	0.182	50.87
7	KIELBASINSKA Anna	POL	26 JUN 1990	6	0.150	51.63
8	McPHERSON Stephenie Ann	JAM	25 NOV 1988	1	0.136	51.73

### 400m Women

#### B Race

Start Time: 19:45

Rank	Name	Nat	Date of Birth	Lane	Reaction time	Result
1	BROSSIER Amandine	FRA	15 AUG 1995	2	0.176	51.74
2	PONETTE Helena	BEL	3 FEB 2000	6	0.146	51.82 
3	CLAYTON Rushell	JAM	18 OCT 1992	8	0.233	52.02 
4	SAALBERG Eveline	NED	30 JUL 1998	7	0.226	52.48
5	LAUS Camille	BEL	23 MAY 1993	5	0.226	52.93
6	VERVAET Imke	BEL	11 APR 1993	4	0.160	53.00
7	COUCKUYT Paulien	BEL	19 MAY 1997	3	0.204	53.45
8	HESPEL Nina	BEL	30 JUL 2001	1	0.196	54.47



Result lists

1500m Women

Start Time: 21:36

Rank	Name	Nat	Date of Birth	Order	Result
1	MAGEEAN Ciara	IRL	12 MAR 1992	5	3:56.63 <span>NR</span> <span>PB</span>
2	MUIR Laura	GBR	9 MAY 1993	14	3:56.86
3	HAILU Freweyni	ETH	12 FEB 2001	13	3:56.94 <span>SB</span>
4	WELTEJI Diribe	ETH	13 MAY 2002	15	3:57.82
5	MACLEAN Heather	USA	31 AUG 1995	10	3:58.76 <span>PB</span>
6	CRANNY Elise	USA	9 MAY 1996	1	3:59.61
7	NANYONDO Winnie	UGA	23 AUG 1993	9	3:59.91 <span>SB</span>
8	GRIFFITH Georgia	AUS	5 DEC 1996	8	4:02.96
9	DAGNACHEW Ayal	(PM) ETH	18 JAN 2002	16	4:03.13
10	McGEE Cory Ann	USA	29 MAY 1992	6	4:04.33
11	VANDERELST Elise	BEL	27 JAN 1998	7	4:04.43 <span>SB</span>
12	HULL Jessica	AUS	22 OCT 1996	12	4:07.20
13	PÉREZ Marta	ESP	19 APR 1993	3	4:09.22
14	JOHNSON Sinclair	USA	14 APR 1998	2	4:10.29
15	EMBAYE Axumawit	ETH	18 OCT 1994	11	4:14.69
	BOBOCEA Claudia M.	(PM) ROU	11 JUN 1992	17	DNF
	SABBATINI Gaia	ITA	10 JUN 1999	4	DNF
	YARIGO Noélie	(PM) BEN	26 DEC 1985	18	DNF

Intermediate times: 400m 1:00.68 YARIGO Noélie (BEN)  
800m 2:05.00 BOBOCEA Claudia M. (ROU)  
1200m 3:08.72 WELTEJI Diribe (ETH)



Result lists

3000m Steeplechase Women

Start Time: 20:13

Rank	Name	Nat	Date of Birth	Order	Result
1	CHEPKOECH Jackline	KEN	3 OCT 2003	3	9:02.43 <span>PB</span>
2	GETACHEW Werkuha	ETH	7 DEC 1995	15	9:03.44
3	YAVI Winfred Mutile	BRN	31 DEC 1999	13	9:08.03
4	CHEROTICH Faith	KEN	13 JUL 2004	5	9:09.63 <span>PB</span>
5	WONDEMAGEGN Zerfe	ETH	26 OCT 2002	4	9:10.16
6	ALMAYEW Sembo	ETH	24 JAN 2005	7	9:14.31
7	GEGA Luiza	ALB	5 NOV 1988	12	9:14.41
8	COBURN Emma	USA	19 OCT 1990	14	9:14.43
9	JEPKEMEI Daisy	KAZ	13 FEB 1996	9	9:20.69
10	FRERICHS Courtney	USA	18 JAN 1993	10	9:20.93
11	CHEPKOECH Beatrice	KEN	6 JUL 1991	11	9:24.73 <span>SB</span>
12	STREBKOVA Nataliya	UKR	6 MAR 1995	1	9:28.76
13	SÁNCHEZ-ESCRIBANO Irene	ESP	25 AUG 1992	6	9:31.33
	MEYER Lea	GER	16 SEP 1997	8	DNF
	NYAMBURA Virginia (PM)	KEN	20 JUL 1993	16	DNF
	ABEBE Mekides	ETH	29 JAN 2001	2	DNS

Intermediate times: 1000m 3:00.85 NYAMBURA Virginia (KEN)  
2000m 6:04.90 CHEPKOECH Jackline (KEN)

100m Hurdles Women

Start Time: 21:07

Wind: +0.1 m/s

Rank	Name	Nat	Date of Birth	Lane	Reaction time	Result
1	CAMACHO-QUINN Jasmine	PUR	21 AUG 1996	4	0.166	12.27 <span>MR</span> <span>SB</span>
2	JONES Tia	USA	8 SEP 2000	3	0.165	12.38 <span>PB</span>
3	HARRISON Kendra	USA	18 SEP 1992	5	0.163	12.40
4	ANDERSON Britany	JAM	3 JAN 2001	6	0.145	12.44
5	TAPPER Megan	JAM	18 MAR 1994	2	0.163	12.51 <span>PB</span>
6	CHARLTON Devynne	BAH	26 NOV 1995	1	0.160	12.66
7	SKRZYSZOWSKA Pia	POL	20 APR 2001	7	0.136	12.81
8	VISSER Nadine	NED	9 FEB 1995	8	0.174	12.88

Result lists

High Jump Women

Start Time: 19:50

Rank	Name	Nat	Date of Birth	Order	Result
1	MAHUCHIKH Yaroslava	UKR	19 SEP 2001	7	2.05 <span style="border: 1px solid black; padding: 2px;">=NR=MR WL</span>
2	PATTERSON Eleanor	AUS	22 MAY 1996	8	1.94
3	OLYSLAGERS Nicola	AUS	28 DEC 1996	6	1.91
4	SADULLAYEVA Safina	UZB	4 MAR 1998	1	1.91
5	VUKOVIC Marija	MNE	21 JAN 1992	3	1.91
6	GERASHCHENKO Iryna	UKR	10 MAR 1995	4	1.91
7	VALLORTIGARA Elena	ITA	21 SEP 1991	5	1.88
8	LEVCHENKO Yuliya	UKR	28 NOV 1997	2	1.88

		1.80	1.84	1.88	1.91	1.94	1.97	2.00	2.02	2.05	2.10
1	MAHUCHIKH Y	-	-	o	-	o	o	x-	o	xo	xxx
2	PATTERSON E	-	o	xo	o	o	xxx				
3	OLYSLAGERS N	-	o	-	o	x-		x			
4	SADULLAYEVA S	-	o	o	xo	xxx					
5	VUKOVIC M	-	o	xo	xo	xxx					
6	GERASHCHENKO I	-	o	o	xxo	xxx					
7	VALLORTIGARA E	o	xo	o	xxx						
8	LEVCHENKO Y	o	xxo	xo	xxx						

Long Jump Women

Start Time: 21:01

Rank	Name	Nat	Date of Birth	Order	Result
1	BRUME Ese	NGR	20 JAN 1996	6	6.83
2	BURKS Quanesha	USA	15 MAR 1995	4	6.54
3	IAPICHINO Larissa	ITA	18 JUL 2002	3	6.52
4	THIAM Nafissatou	BEL	19 AUG 1994	7	6.46
5	HALL Kate	USA	12 JAN 1997	2	6.41
6	VIDTS Noor	BEL	30 MAY 1996	5	6.40 <span style="border: 1px solid black; padding: 2px;">PB</span>
7	HORIELOVA Mariia	UKR	16 NOV 2002	1	6.10


		1	2	3	4	5	6
1	BRUME E	6.45 (-0.3)	6.63 (+0.7)	6.83 (+0.6)	-	6.53 (-0.2)	6.60 (0.0)
2	BURKS Q	x (+1.6)	6.18 (+0.8)	6.51 (+0.1)	6.35 (-0.4)	6.42 (-0.2)	6.54 (+0.1)
3	IAPICHINO L	x (+0.3)	x (+0.2)	6.49 (-0.2)	6.48 (0.0)	6.46 (-0.1)	6.52 (0.0)
4	THIAM N	5.96 (-0.2)	5.06 (+0.3)	x (+0.3)	6.46 (+0.3)	6.22 (0.0)	
5	HALL K	6.41 (+0.4)	6.29 (+0.1)	6.14 (-1.2)	6.17 (+0.2)	6.36 (0.0)	
6	VIDTS N	x (0.0)	6.06 (0.0)	6.40 (+0.5)	6.35 (0.0)	5.85 (+0.1)	
7	HORIELOVA M	6.05 (+0.1)	x (+0.1)	6.10 (-1.0)	x (+0.5)	5.80 (0.0)	



Result lists

Javelin Throw Women

Start Time: 19:38

Rank	Name	Nat	Date of Birth	Order	Result
1	<b>WINGER Kara</b>	USA	10 APR 1986	4	<b>68.11</b> 
2	<b>KITAGUCHI Haruka</b>	JPN	16 MAR 1998	3	<b>63.45</b>
3	<b>VILAGOŠ Adriana</b>	SRB	2 JAN 2004	5	<b>63.00</b>
4	<b>BARBER Kelsey-Lee</b>	AUS	21 SEP 1991	1	<b>61.07</b>
5	<b>GLEADLE Elizabeth</b>	CAN	5 DEC 1988	6	<b>60.01</b>
6	<b>TZENGKO Elina</b>	GRE	2 SEP 2002	2	<b>59.98</b>
7	<b>JASIUNAITE Liveta</b>	LTU	26 JUL 1994	8	<b>59.80</b>
8	<b>ŠPOTÁKOVÁ Barbora</b>	CZE	30 JUN 1981	7	<b>58.01</b>
9	<b>MUZE Lina</b>	LAT	4 DEC 1992	9	<b>57.46</b>

		1	2	3	4	5	6
1	WINGER K	62.47	59.52	61.63	63.82	61.72	68.11
2	KITAGUCHI H	60.49	61.58	x	x	63.13	63.45
3	VILAGOŠ A	56.16	61.51	60.08	63.00	x	56.88
4	BARBER KL	59.47	61.07	59.51	60.49	59.26	
5	GLEADLE E	56.83	60.01	56.79	55.53	x	
6	TZENGKO E	54.10	59.98	x	x	x	
7	JASIUNAITE L	57.39	59.80	x	56.96	54.97	
8	ŠPOTÁKOVÁ B	58.01	x	x	x	x	
9	MUZEL	57.46	57.29	x			

100m Girls

Youth Memorial

Start Time: 17:22

Wind: +0.2 m/s

Rank	Name	Nat	Date of Birth	Lane	Reaction time	Result
1	<b>SONNEVILLE Camille</b>	BEL	2005	6	0.138	<b>12.17</b>
2	<b>BARAMOTO Yayu Paolina</b>	BEL	2005	3	0.158	<b>12.31</b>
3	<b>VERMEIREN Noor</b>	BEL	2004	2	0.131	<b>12.33</b>
4	<b>KOEKELKOREN Noor</b>	BEL	2005	5	0.140	<b>12.34</b>
5	<b>LAUREYS Zoë</b>	BEL	2004	4	0.144	<b>12.39</b>
6	<b>BULA BULA Mechak Linda</b>	BEL	2005	8	0.157	<b>12.55</b>
7	<b>FRANS Valentine</b>	BEL	2005	1	0.185	<b>12.96</b>
8	<b>PHILIPPE Chloe</b>	BEL	2005	7	0.170	<b>13.03</b>

Result lists

1000m Girls

Youth Memorial

Start Time: 17:33

Rank	Name	Nat	Date of Birth	Order	Result
1	PENNEMAN Charlotte	BEL	30 MAY 2005	15	2:50.27 <span style="background-color: #0056b3; color: white; padding: 2px;">PB</span>
2	van PELT Nina	BEL	2004	16	2:50.87
3	vander CRUYSSSEN Maaïke	BEL	2004	9	2:52.03
4	VANROOSE Rhune	BEL	2005	7	2:53.78
5	ENKELS Hannah	BEL	2004	14	2:55.12
6	POPPE Dorien	BEL	2005	10	2:57.77
7	LOTHAIRE Juliette	BEL	2005	11	2:58.03
8	DOSSCHE Margaux	BEL	2005	13	2:59.21
9	SECRETIN Juliette	BEL	2005	2	2:59.90
10	van BREEDAM Astrid	BEL	2005	12	3:01.15
11	CAPPA Elia	BEL	2005	4	3:01.81
12	TIJTGAT Marie	BEL	2005	3	3:01.82
13	de CONINCK Maud	BEL	2005	8	3:02.46
14	HENRIQUES de GRENADA Cyrielle	BEL	2005	6	3:08.83
15	van DAMME Lisa	BEL	2005	1	3:11.06
16	JACQUES Noor	BEL	2005	5	3:16.80

Intermediate times: 400m 1:06.47 ENKELS Hannah (BEL)  
800m 2:16.88 van PELT Nina (BEL)



## Result lists

### 4x100m Relay Girls

#### Youth Memorial

Start Time: 17:50

Rank	Nat	Nation	Lane	Reaction time	Result
1	BEL	Cercle d'Athlétisme Brabant Wallon	3	0.199	48.60
2	BEL	AV Lokeren	4	0.144	48.80
3	BEL	KAA Gent	5	0.127	49.33
4	BEL	AC Waasland	6	0.130	49.40
5	BEL	Daring Club Leuven Atletiek	7	0.159	49.68
6	BEL	Seraing Athlétisme	8	0.190	50.90
7	BEL	Vlierzele Sportief	1	0.165	51.05
	BEL	Vabco Mol	2	0.181	DNF

### Long Jump Girls

#### Youth Memorial

Start Time: 17:20

Rank	Name	Nat	Date of Birth	Order	Result
1	OOGHE Laura	BEL	2005	8	5.96
2	FRANCART Elodie	BEL	2005	7	5.52
3	BOONE Yelena	BEL	2005	3	5.44
4	JACOBIE L Lenne	BEL	2005	2	5.37
5	de BRUYCKER Norah	BEL	2005	6	5.26
6	LAURENT Anyssa	BEL	2005	5	5.23
7	PINSON Juliette	BEL	2005	4	5.20
8	ROESBEKE Fran	BEL	2005	1	5.03

		1	2	3	4	5	6
1	OOGHE L	5.60 (-0.3)	5.61 (+0.3)	5.76 (-0.2)	5.96 (-0.2)	5.70 (-0.2)	x (+0.1)
2	FRANCART E	4.78 (-0.2)	5.47 (0.0)	5.22 (-0.3)	5.52 (+0.2)	5.52 (+0.1)	x (+0.2)
3	BOONE Y	5.42 (-0.3)	5.44 (+0.1)	5.25 (0.0)	5.19 (+0.2)	5.03 (+0.5)	x (+0.1)
4	JACOBIE L	5.11 (+0.8)	5.30 (+0.1)	5.37 (+0.2)	4.96 (+0.5)	x (-0.1)	x (+0.3)
5	de BRUYCKER N	5.05 (0.0)	5.05 (+0.2)	5.16 (-0.1)	5.10 (-0.3)	5.26 (+0.3)	4.91 (0.0)
6	LAURENT A	5.23 (+0.3)	5.21 (0.0)	x (0.0)	3.41 (+0.5)	x (+0.3)	3.16 (+0.3)
7	PINSON J	4.53 (0.0)	4.99 (-0.2)	4.98 (-0.2)	4.56 (+0.3)	5.07 (+0.3)	5.20 (+0.2)
8	ROESBEKE F	5.03 (+0.1)	5.03 (+0.1)	4.96 (+0.2)	4.73 (-0.2)	4.88 (+0.1)	4.92 (+0.2)

### 100m Wheelchair Women

Start Time: 18:17

Wind: +0.2 m/s

Rank	Name	Nat	Date of Birth	Lane	Result
1	BAYEKULA Léa	BEL	2000	6	16.41
2	WOODS Mel	GBR	12 AUG 1994	4	17.33
3	PAUKKERI Sini	FIN	2000	7	18.03
4	ABDULLE Anisa	NOR	2005	5	18.84
5	KOHL Katrin	LUX	2000	8	20.64

## Result lists

### 4x100m Relay

Allianz Eagles Mixed

Start Time: 17:15

Rank	Nat	Nation	Lane	Reaction time	Result
1	BEL	Team 2	4		1:03.33
2	BEL	Team 1	2	0.153	1:05.00
3	BEL	Team 3	6	0.211	1:11.68

### 100m

Club Mixed

Start Time: 18:05

Wind: +0.1 m/s

Rank	Name	Nat	Date of Birth	Lane	Reaction time	Result
1	de PAUW Warre	BEL	2003	5	0.142	11.35
2	van LOO Flavio	BEL	2008	3	0.179	12.29
3	de NAEYER Emma	BEL	2002	4	0.157	12.44
4	HUYGHELIER Jelle	BEL	2006	1	0.191	13.58
5	de GREVE Tristan	BEL	2010	7	0.167	13.65
6	van HOECKE Kato	BEL	2007	2	0.232	13.73
7	D'HAEYERE Kato	BEL	2004	6	0.157	14.11
8	STAELENS Niels	BEL	2008	8	0.176	15.02

### 100m

Equal Rights Run Mixed

Start Time: 18:10

Wind: -0.2 m/s

Rank	Name	Nat	born	Lane	Reaction time	Result
1	TEAMLEADER Pim Eggermont	BEL		7	0.132	13.44
2	BDO Frederik Mathieu	BEL		4	0.144	13.54
3	PARETO Elliott Mourin	BEL		2	0.165	13.61
4	FINN Matthias Roelants	BEL		8	0.170	14.03
5	DELAWARE Jochen Delombaerde	BEL		3	0.170	14.60
6	KYOCERA Evelyne de Hertogh	BEL		1		16.49
7	EUROCLEAR Henry Mangaya Amboyo	BEL		5	0.310	28.03
8	CARE Mouna Saragi	BEL		6		29.25

### Legend

=MR Equal Meeting Record      =NR Equal National Record      AR Area Record      MR Meeting Record  
 NR National Record      PB Personal Best      PM Pacemaker      SB Season Best  
 WL World Lead

